


# 151. How My Body Works 28 posters (A4 & A5)


LOW  
QUALITY  
SAMPLES

Your **body** has lots of different parts and they all have to work together. Your **brain** tells all the different parts what to do.




The illustration shows a brain scan on the left. On the right, a cartoon runner in a yellow tank top and purple shorts is running. Below him, another cartoon runner in a green tank top and blue shorts is crawling on the ground.

Your food and drink give you energy. They travel through your body and you have to go to the toilet to get rid of waste.




The illustration shows a person sitting on a toilet reading a newspaper. To the left is a small diagram of the human digestive system.

If you fall over and cut yourself you will bleed but your body soon heals itself. Sometimes people break a bone and have to go to hospital.

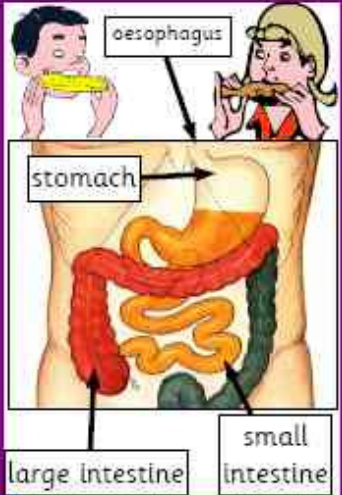


The illustration shows a person falling off a bicycle on the left. On the right, a person with a cast on their leg and a crutch is walking.

You might feel your heart beating. That's because it's busy pumping **blood** around your body to give you **energy**. You need lots of energy to run around so you **breathe** harder to give your body extra energy.



The illustration shows a human heart on the left. On the right, a cartoon boy with blonde hair is running while holding a large orange and red striped ball.



The diagram shows the digestive system with labels: oesophagus, stomach, large intestine, and small intestine. It also shows a person eating a banana and a person eating a sandwich.

Sometimes the doctor might give you **medicine** to make you better when you are poorly.



The illustration shows various medical supplies: a blue pill bottle, a brown pill bottle, several pills, and a small ambulance.

Never ever swallow anything you find. It could make you very poorly!